

Unit

1

Back to School

What can you see in your classroom?

Time to Talk

Look at the picture.

- 1 Where are the children?
- 2 What can you see on the desks?

Watch the video.

- 1 What school things can you see in the video?
- 2 What does the teacher write on?



WATCH!

A Listen and repeat. 🗣️05



1 pen



2 pencil



3 book



4 notebook



5 eraser



6 ruler




7 folder




8 backpack

B Look at **A**. Then listen and point. 🗣️06

C Look and guess. Then check ✓ and trace.




- pen
- ruler



- backpack
- notebook



- eraser
- book



- folder
- pencil

D Listen and repeat.
Then practice. 🗣️08

Grammar 🗣️07

What is it? It's a **pencil**.
It's an **eraser**.



It's = It is



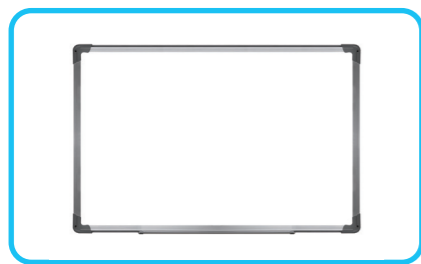
E Listen and stick. 🗣️09



Your Turn! → Stick and complete the *Bingo* chart. Then play *Bingo*.



A Listen and repeat.  10



1 board



2 marker



3 computer



4 globe



5 desk



6 chair

B Look at **A**. Then listen and point.  11

C Read and circle the school things. **D** Listen and chant along.  12

In the Classroom

Look around the classroom!

What is it? What is it?

A pencil! It's a pencil.

Look! Is it a pen?

No, it isn't. It's a marker.

Look! Is it a board?

Yes, it is. It's a board.

Look around the classroom!

What is it? What is it?

A globe! It's a globe.


Look! Is it a folder?

No, it isn't. It's a book.

Look! Is it a computer?

Yes, it is. It's a computer.



E Listen and repeat.
Then practice.  14









Grammar 13

Is it a **board**? Yes, it is.
No, it isn't.

isn't = is not



F Listen and check .  15

1			2		
3			4		

Your Turn! 

Ask and answer about things in the classroom with a friend.

Is it a ruler?

Yes, it is.



Where's Amy?


A Listen and read. Then act it out. 16



B Read and match.

- 1 What is it? • • No, it isn't.
- 2 Is it a pencil? • • It's a ruler.
- 3 Is it a folder? • • Yes, it is.

C Look and check ✓.



Daily English!

D Listen and repeat. Then act it out. 17



Tip My name is Nick.
= I'm Nick.



A Listen and repeat. 18



1 circle



2 triangle



3 rectangle



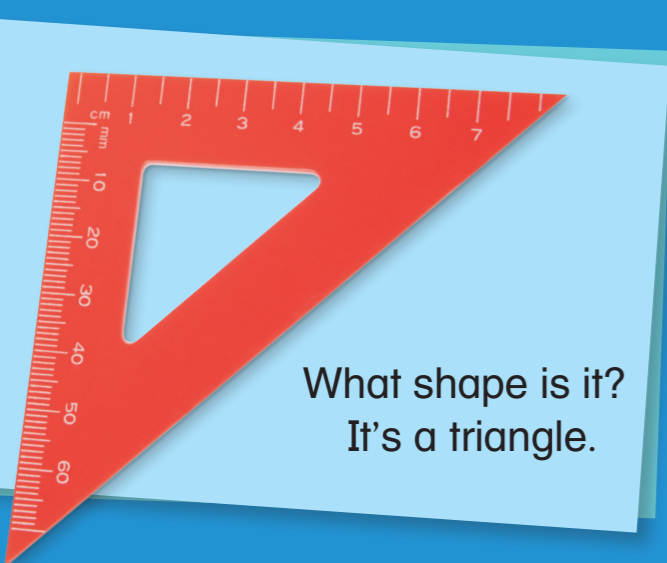
4 square



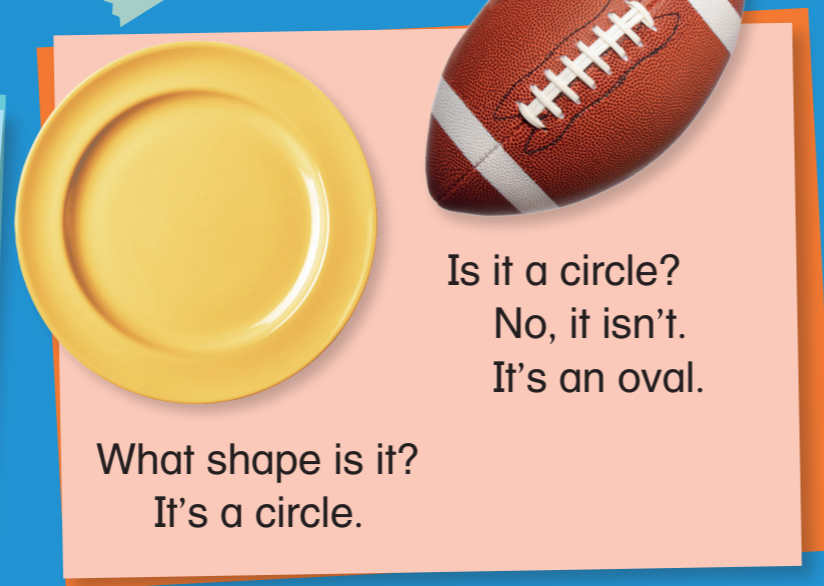
5 oval

B Listen and read. 19

What **Shape** Is It?



What shape is it?
It's a triangle.



Is it a circle?
No, it isn't.
It's an oval.

What shape is it?
It's a circle.

What shape is it?
It's a square.



Is it a square?
No, it isn't.
It's a rectangle.



C Read and trace the correct shape.

1 What shape is it?
It's a triangle.



2 Is it a circle?
No, it isn't. It's an oval.



3 What shape is it?
It's a square.



D Look and connect.



1 circle

2 triangle

3 oval

4 square

5 rectangle



Think What shapes can you find in your classroom?



It's a circle.



Lesson 5 Game

What is it?
It's a(an)....

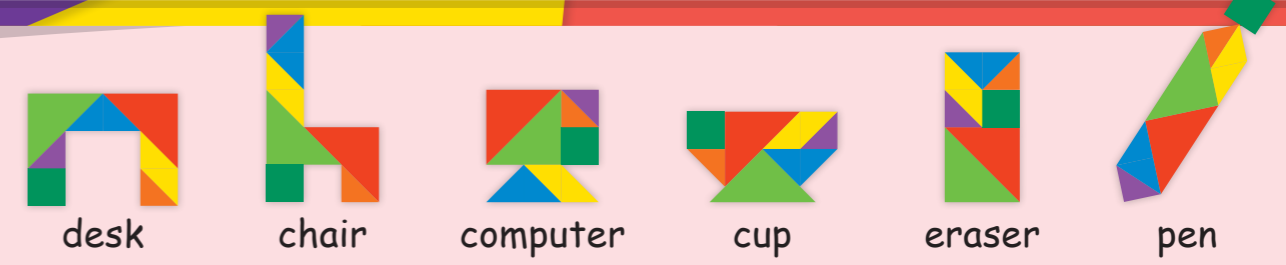

Is it a(an)...?
Yes, it is. / No, it isn't.

A Play a game.



Project Tangram Shapes

Step 1 Make a school thing by putting shape stickers together.
Step 2 Write what it is. Then present it to the class.



Value

Take care of your school things.

